
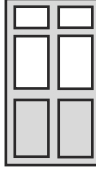

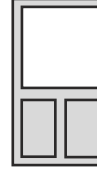






Luxury Aluminium Front Doors Checklist Order No: _____

CUSTOMER DETAILS Fax: _____ Email: _____
 Contact: _____ Tel: _____ Company: _____

							
<input type="checkbox"/> Mayfair	<input type="checkbox"/> Trafalgar	<input type="checkbox"/> Marylebone	<input type="checkbox"/> Whitehall	<input type="checkbox"/> Euston	<input type="checkbox"/> Park Lane	<input type="checkbox"/> Islington	<input type="checkbox"/> Fenchurch

COLOUR

	White <small>(KL9010 Gloss)</small>	Brown <small>(KL8014 Matt)</small>	D.Grey <small>(KL7016 Matt)</small>	L.Grey <small>(KL9007 Metallic)</small>	Black <small>(KL9005 Matt)</small>	Silver <small>(Anodised)</small>	RAL	Textured <small>(9008 Structural Metallic)</small>	Wood <small>Structure</small>
Outside	<input type="checkbox"/>	<input type="checkbox"/>	<input type="checkbox"/>	<input type="checkbox"/>	<input type="checkbox"/>	<input type="checkbox"/>	<input type="checkbox"/>	<input type="checkbox"/>	<input type="checkbox"/>
Inside	<input type="checkbox"/>	<input type="checkbox"/>	<input type="checkbox"/>	<input type="checkbox"/>	<input type="checkbox"/>	<input type="checkbox"/>	<input type="checkbox"/>	<input type="checkbox"/>	<input type="checkbox"/>

Description: _____ Finish: _____

Any colour apart from white: - Please be aware scheduled delivery dates are out of our control and installation dates should not be confirmed until satisfactory goods are received.




GLAZING 28mm toughened, 90% argon gas filled, Swiss V warm edge spacerbar (Glass As shown)



Clear <input type="checkbox"/>	Cotswold™ <input type="checkbox"/>	Design Code: _____	GASKETS Black Grey White
Minster™ <input type="checkbox"/>	Stippolyte™ <input type="checkbox"/>	Description: _____	Inside <input type="checkbox"/> <input type="checkbox"/> <input type="checkbox"/>
			Outside <input type="checkbox"/> <input type="checkbox"/> <input checked="" type="checkbox"/>

HARDWARE High Quality Euro Locking Cylinder
 Multipoint locking (Consisting of 2 Hook Locks, 1 Latch and 1 Deadbolt.)

	White	Black	Sliver Anodised	Chrome	Black Chrome	Gold	Black Stone	Copper Stone	RAL
Hinges	<input type="checkbox"/>	<input type="checkbox"/>	<input type="checkbox"/>	<input checked="" type="checkbox"/>	<input checked="" type="checkbox"/>	<input checked="" type="checkbox"/>	<input checked="" type="checkbox"/>	<input checked="" type="checkbox"/>	<input checked="" type="checkbox"/>
Lever-lever	<input type="checkbox"/>	<input type="checkbox"/>	<input type="checkbox"/>	<input type="checkbox"/>	<input type="checkbox"/>	<input type="checkbox"/>	<input type="checkbox"/>	<input type="checkbox"/>	<input type="checkbox"/>
Lever-pad	<input type="checkbox"/>	<input type="checkbox"/>	<input type="checkbox"/>	<input type="checkbox"/>	<input type="checkbox"/>	<input type="checkbox"/>	<input type="checkbox"/>	<input checked="" type="checkbox"/>	<input type="checkbox"/>
Letterbox	<input type="checkbox"/>	<input type="checkbox"/>	<input type="checkbox"/>	<input type="checkbox"/>	<input type="checkbox"/>	<input type="checkbox"/>	<input type="checkbox"/>	<input type="checkbox"/>	<input checked="" type="checkbox"/>
Door Knocker	<input type="checkbox"/>	<input type="checkbox"/>	<input type="checkbox"/>	<input type="checkbox"/>	<input type="checkbox"/>	<input type="checkbox"/>	<input type="checkbox"/>	<input type="checkbox"/>	<input checked="" type="checkbox"/>
Door Numbers	<input type="checkbox"/>	<input type="checkbox"/>	<input type="checkbox"/>	<input type="checkbox"/>	<input type="checkbox"/>	<input type="checkbox"/>	<input type="checkbox"/>	<input type="checkbox"/>	<input checked="" type="checkbox"/>
Spy hole	<input type="checkbox"/>	<input type="checkbox"/>	<input checked="" type="checkbox"/>	<input type="checkbox"/>	<input checked="" type="checkbox"/>	<input type="checkbox"/>	<input checked="" type="checkbox"/>	<input checked="" type="checkbox"/>	<input checked="" type="checkbox"/>

OPEN IN OUT **HUNG / MASTER** Left Right

FRAME  Slim Subframe Fix ETD010 (47mm)  Direct Fix ETD018 (70mm)  Ovolo Direct Fix ETD014 (70mm)

THRESHOLD  Outerframe all-round (46mm)  Ramped Low Threshold ETD090 (13mm) Not fully weather rated

TIMBER FRAME (subframe fix only) Yes(inc in size) Yes(NOT inc size) No

CILL 25 x 85 25 x 150 25 x 190 **CILL HORNS** None Yes Size _____

TRICKLE VENTS None In sash (as shown) In 20mm Head Extension (as shown)

SPECIAL NOTES _____ 15mm aluminium quad required? Yes / No I need _____ x 5m lengths.

Total Value £ _____ +VAT	Incorrect do not proceed <input type="checkbox"/>	All Correct & OK to proceed <input type="checkbox"/>
Scheduled lead time from sign off _____ to _____ Wks		Sign _____ Date _____